


The NIEHOFF Line Philosophy

The perfect combination for any application

The entire line delivers technically innovative solutions for your production tasks:

- Capable combinations of individual NIEHOFF components and the excellent quality standards guarantee superb line availability.
- The electric equipment with independent PLC suits for flexible integration of the pay-off systems.
- The NIEHOFF rewinding concept maximizes spooling quality for increased productivity during further processing.

DSA-4 E + CS 630 separating split wires




DSA-4 E + AUH 315



DSA-4 + CS 630



DSH-2 + ARH 250



(We reserve the right to modify technical specifications according to technical improvement and advances)

MASCHINENFABRIK NIEHOFF GmbH & Co. KG
Fürther Str. 30
91126 Schwabach, Germany
Telephone: +49 9122 977-0
Telefax: +49 9122 977-155
E-Mail: info@niehoff.de
Internet: www.niehoff.de

NIEHOFF ENDEX NORTH AMERICA INC.
1 Mallard Court
Swedesboro, NJ 08085, USA
Telephone: +1 856 803 1800
Telefax: +1 856 467 0584
E-Mail: sales@niehoffendex.com

NIEHOFF-HERBORN MÁQUINAS Ltda.
CP 84 (Rua Mar Vermelho, 1092)
06412-140 Barueri, S.P., Brazil
Telephone: +55 11 4199-3600
Telefax: +55 11 4199-3624
E-Mail: info@niehoff.com.br

Branch of Maschinenfabrik NIEHOFF GmbH & Co. KG in the Russian Federation
Storozhevaya Ulitsa 4/1
Moscow, 111020, Russian Federation
Telephone: +7 495 23055-37, -38
Telefax: +7 495 23055-39
E-Mail: info@niehoff.de

NIPPON NIEHOFF Co., Ltd.
Repro Kanda Building
17, Kanda Tomiyama-Cho
Tokyo, 101-0043 Japan
Telephone: +81 3 3257 0911
Telefax: +81 3 3257 0910

MASCHINENFABRIK NIEHOFF GmbH & Co. KG
Dubai Branch
Schwendener Str. 25
87616 Marktobendorf/Leuterschach,
Germany
Telephone: +49 8342 7008-0
Telefax: +49 8342 7008-40

MASCHINENFABRIK NIEHOFF GmbH & Co. KG
Shanghai Representative Office
Room 2302, Hong Kong Plaza,
283 Huai Hai Zhong Road
Shanghai 200021, P.R. China
Telephone: +86 21 61202800
Telefax: +86 21 63906192
E-Mail: m.dalal@niehoff.de

MASCHINENFABRIK NIEHOFF GmbH & Co. KG
Singapore Representative Office
122 Middle Road, # 04-04 Midlink Plaza
Singapore 188973, Singapore
Telephone: +65 6336 9936
Telefax: +65 6336 4070
E-Mail: niehoff@pacific.net.sg

MASCHINENFABRIK NIEHOFF GmbH & Co. KG
NIEHOFF of INDIA Private Limited
Plot No. 186-194, Industrial Park, Phase III
Pashamylaram, Patancheru 502307,
Medak District, AP, India
Telephone: +91 8455 224-391, -392, -393
Telefax: +91 8455 224-394
E-Mail: info@niehoff.in

ARH 250 / CS 630 / AUH 315

Pay-off Systems for NIEHOFF Rewinding Machine



**SYSTEM
HACOBA**

machines – systems – know-how – worldwide

ARH 250 / CS 630 / AUH 315

Driven pay-off ARH 250

Tangential pay-off for spools with single or multiple wires

Technical data

design:

material*:	rotary dancer Cu, stainless steel
single wire dia.* (mm):	0.03 ... 0.08 (48 ... 40 AWG)
at max. production speed** (m/min):	300 (984 fpm)
wire tension (N):	0.05 ... 0.5
spool dimensions	DIN 46397, IEC 264
flange dia. (mm):	80...125
max. spool weight (kg):	10
splitting:	single wire

linear dancer

material*:	Cu, Al, Fe (annealed), stainless steel
single wire dia.* (mm):	0.10 ... 0.20 (38 ... 32 AWG)
at max. production speed** (m/min):	500 (1640 fpm)
wire tension (N):	0.4 ... 1.0
spool dimensions	DIN 46397, IEC 264
flange dia. (mm):	160...250
max. spool weight (kg):	10 (optionally 25)
splitting:	single wire and wire bundles



* winding tests may be required in some cases
** depending on the wire material

Driven pay-off CS 630

Tangential pay-off for spools with multiple wires

Technical data

material*:	Cu, bare and tin-plated
max. production speed** (m/min):	600 (1640 fpm)
wire tension (N):	1.5 ... 33
spool dimensions	DIN 46397
flange dia. (mm):	400 ... 630
max. spool weight (kg):	700
splitting* (mm):	4 x 0.10 ... 12 x 0.30



Special features

- dancer-controlled wire tension (dancer on the rewinding machine during the separation of wires)
- motor-driven loading device
- pneumatically activated pintle mounting
- adjustable startup and run-out ramp


* winding tests may be required in some cases
** depending on the product and line configuration

Pay-off stand AUH 315

Overhead pay-off for spools with single wires

Technical data

material*:	Cu, Al, Fe (annealed)
single wire dia.* (mm):	0.10 ... 0.40 (38 ... 26 AWG)
at max. production speed** (m/min):	800 (for wire dia. > 0.12 mm) (2625 fpm) 500 (for wire dia. < 0.12 mm) (1640 fpm)
wire tension (N):	0.4 ... 6.0
spool dimensions	
flange dia. (mm):	250...315
max. total length (mm):	236
max. spool weight (kg):	55
splitting* (mm):	4 x 0.10 ... 12 x 0.30



* winding tests may be required in some cases
** depending on the product and plant configuration

Special features

- modular frame structure (at least two pay-off positions)
- loading via swivelling spool holder
- closed balloon limiters
- hysteresis brake for infinitely variable adjustment of the wire tension
- wire break detector

optional:

- ring brushes for Al and Fe wire and materials with tendency to tangle
- individual wire break switches